

Transfer to/from Other Institutions

ACCOUNT SET UP

1. Log in to Online Banking
2. Click "Transfer to/from Other Institution"
3. Select "Create Financial Institution" from the drop down box and click "Submit".
4. Enter information for the other financial institution and click "Submit".

Financial Institution Setup

Financial Institution

* Nickname:

* Name:

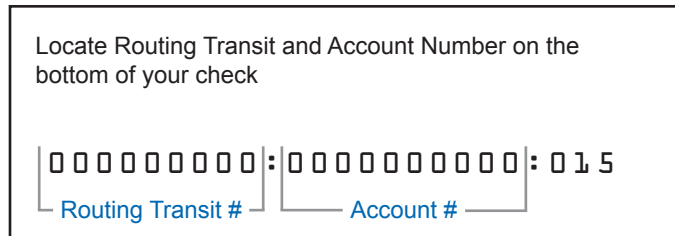
* Routing Transit #:

Account Information

* Account #:

* Account Type:

* Required Fields



5. Read and agree to the disclosure by checking the box "I Agree" and filling in your email address.
6. For security purposes, you will need to answer a verification question.
7. After all information is filled out, we will initiate two small deposits into your external account.

Date	Description	Debit	Credit
7/31/09	BCU Verify PPD		\$0.05
7/31/09	BCU Verify PPD		\$0.11

Within 2-3 business days, you will need to contact your other financial institution to confirm the amounts of these deposits.

8. After learning the two exact amounts, log in to Online Banking to verify the amounts.

Note: Within 10 days of completing your information, you will need to follow the verification steps to complete your set up

9. Click "Transfer to/from Other Institution", then select "verify".

be processed the second business day after receipt.

Select a Transaction:

Nickname: XXXXXX
Financial Inst.: XXXXXX
Account #: *** XXXX
Routing #: XXXXXX
Account Type: Savings
Status: Pending

[verify](#) [remove](#)

Transfer to/from Other Institutions

ACCOUNT SET UP (cont.)

10. Input the amounts and press "Submit".

Account Verification

Please enter the two small deposit amounts into the fields below and select Submit. The amounts can be entered in any order.

Nickname: **Personalized Info Here**

Financial Institution: **Personalized Info Here**

Account #: *** XXXX

Routing #: XXXXXXXX

Account Type: Savings

Status: Pending

Amount 1: \$0.

Amount 2: \$0.

YOUR SET UP IS COMPLETE.

Now, you can transfer to/from other institutions using your BCU account.

Transfer to/from Other Institutions

TRANSFERRING FUNDS TO/FROM OTHER INSTITUTIONS

Note: Transactions submitted after 2:30 PM CT will post the next business day. Transactions submitted prior to 2:30 PM CST will post the same business day, excluding holidays, weekends. Transactions are subject to approval.

1. Log in to Online Banking
2. Click "Transfer to/from Other Institution"
3. Select "Deposit to BCU" or "Withdrawal" from the drop down menu.
4. Fill in the information below for a deposit or withdrawal, and click "Transfer"
 - Select from the drop down the "Fund Source" and "Fund Destination"
 - Input the amount
 - If it is a deposit, you will need to select the frequency
 - Select the date



Select a Fund Source


Withdraw From:

Select a Fund Destination

Deposit To:

Amount: \$

Transfer Date:  



5. Verify that the information is correct, and click "Approve"

VIEWING/STOPPING SCHEDULED TRANSFERS

1. Log in to Online Banking
2. Click "Transfer to/from Other Institution"
3. You can view all scheduled transfers on the main page of "Transfers to/from Other institutions" below your account information.
4. STOPPING A TRANSFER - Click "stop transfer" located under the "Frequency" column. Then click "Submit" on the following page.

Nickname: Checking
Financial Inst.: BANK
Account #: ***1111
Routing #: 000000000
Account Type: Checking
Status: Active
[modify](#) | [remove](#)

Scheduled Remote Deposits and Withdrawals

Date	From	To	Amount	Frequency	Status
07/22/09	Checking	SAVINGS	\$1.00	One-Time <input type="button" value="stop transfer"/>	Scheduled

Transfer to/from Other Institutions

REMOVING AN ACCOUNT

1. Log in to Online Banking
2. Click “Transfer to/from Other Institution”
3. Click “Remove” from the main page of “Transfers to/from Other institutions“.

Nickname: Checking
Financial Inst: BANK
Account #: ***1111
Routing #: 000000000
Account Type: Checking
Status: Active
[modify](#) [remove](#)

Scheduled Remote Deposits and Withdrawals ?

Date	From	To	Amount	Frequency	Status
07/22/09	Checking	SAVINGS	\$1.00	One-Time stop transfer	Scheduled

4. Click “Submit” on the following page.